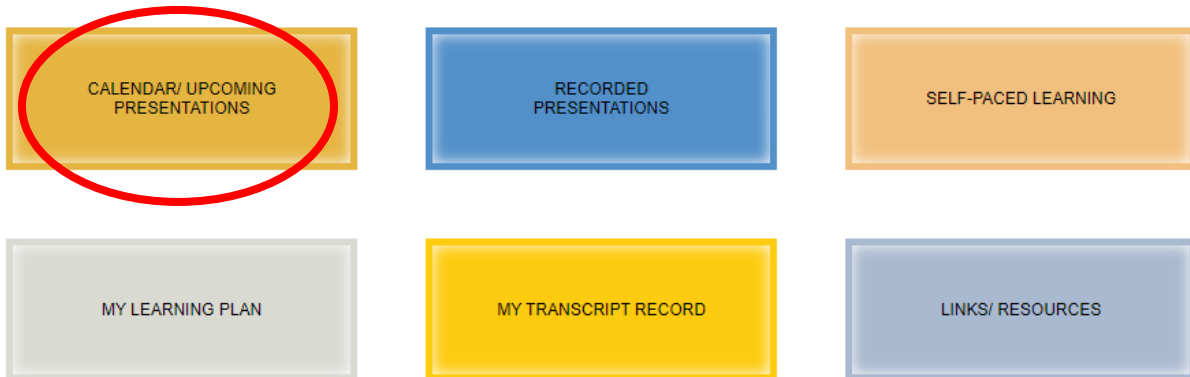


---

## Registering for Upcoming Presentations

1. Go to <http://tln.learnflex.net>
2. Enter User Name.
3. Enter Password.
4. Select “Enter”.
5. Select the “Calendar/Upcoming Presentations” button, center of screen.



6. Select the presentation date on the calendar.
7. Click on the presentation title hyperlink.
8. Scroll to the bottom of the page.
9. Select the “Register” button for the appropriate location.
10. Select “Ok” in the pop-up window.
11. Select “Continue”

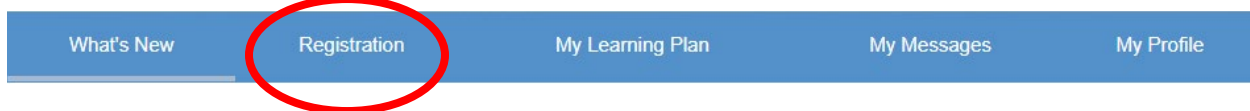


**NOTE:** You will be automatically redirected to the Learning Activities page, under My Learning Plan. A confirmation email will be sent to the email address on file.

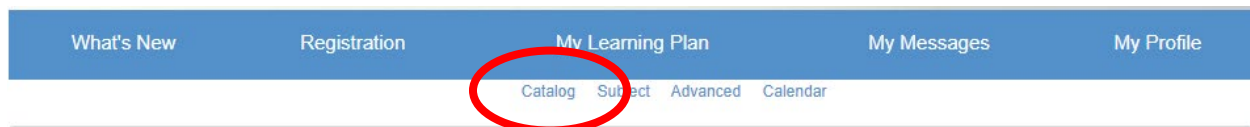
---

## Registering for Upcoming Presentations Outside Resident State

1. Go to <http://tln.learnflex.net>
2. Enter User Name.
3. Enter Password.
4. Select “Enter”.
5. Select the “Registration tab”



6. Select the “catalog”.



7. Select from the Catalog list.
8. Select the Course from the list.
9. Scroll to the bottom of the page.
10. Select the “Register” button for the appropriate location.
11. Select “Ok” in the pop-up window.
12. Select “Continue”



**NOTE:** You will be automatically redirected to the Learning Activities page, under My Learning Plan. A confirmation email will be sent to the email address on file.